

welding equipments

gas welding equipments




Your Reliable Alternative

KC-001

Machine body made by high extension aluminum
Precise Die-Casting, good quality gas hose
Both for straight & cycle Cutting
Cutting groove side face can be "I", "Y", "V" (45°)

Input Supply: 240V/50Hz, or as per requirement
Cutting Capacity (Steel Sheet): 8-100mm
Cutting Speed (Steel Sheet): 50-750mm/min
Dia. of Cycle Cutting: 200-2000mm

Order No : 389205



welding training and qualifying facility


KC-12

Portable Automatic Gas Cutting Machine

Machine body made by high extension aluminum
Precise Die-Casting, good quality gas hose
Compact design, light to carry
Mechanical speed control system, Equipped with cooling fan
Straight Cutting, Cycle Cutting (Rail for optional)
Cutting groove Side face can be "I", "Y", "V"(45°)

Input Supply: 240V/50Hz, or as a requirement
Cutting Capacity (Steel Sheet): 5-100mm
Cutting Speed (Steel Sheet): 150-800mm/min
Dia. of Cutting Circle: 290-540mm, 910-1160mm
Motor Speed: 1500rpm

Order No : 389206




KC-12MAX I

Portable Flame Gas Cutting Machine

Machine body made by high extension aluminum
Precise Die-Casting, good quality gas hose
Compact design, light to carry
Mechanical speed control system, Equipped with cooling fan
Straight Cutting, Cycle Cutting (Rail for optional)
Cutting groove Side face can be "I", "Y", "V"(45°)

Input Supply: 240V/50Hz, or as per requirement
Cutting Capacity (Steel Sheet): 5-100mm
Cutting Speed (Steel Sheet): 150-800mm/min
Dia. of Cutting Circle: 390-640mm, 1010-1260mm
Motor Speed: 1500rpm

Order No : 389207



OA Cutting

